


#drawingonmemories

Resources for workshops in residential carehomes
as part of The National Day of Arts in Care Homes (ND AICH) 2023
Supported by Sketchbook Circle




Holidays







Memory Prompts - Holidays



Butlin's FOR HOLIDAYS

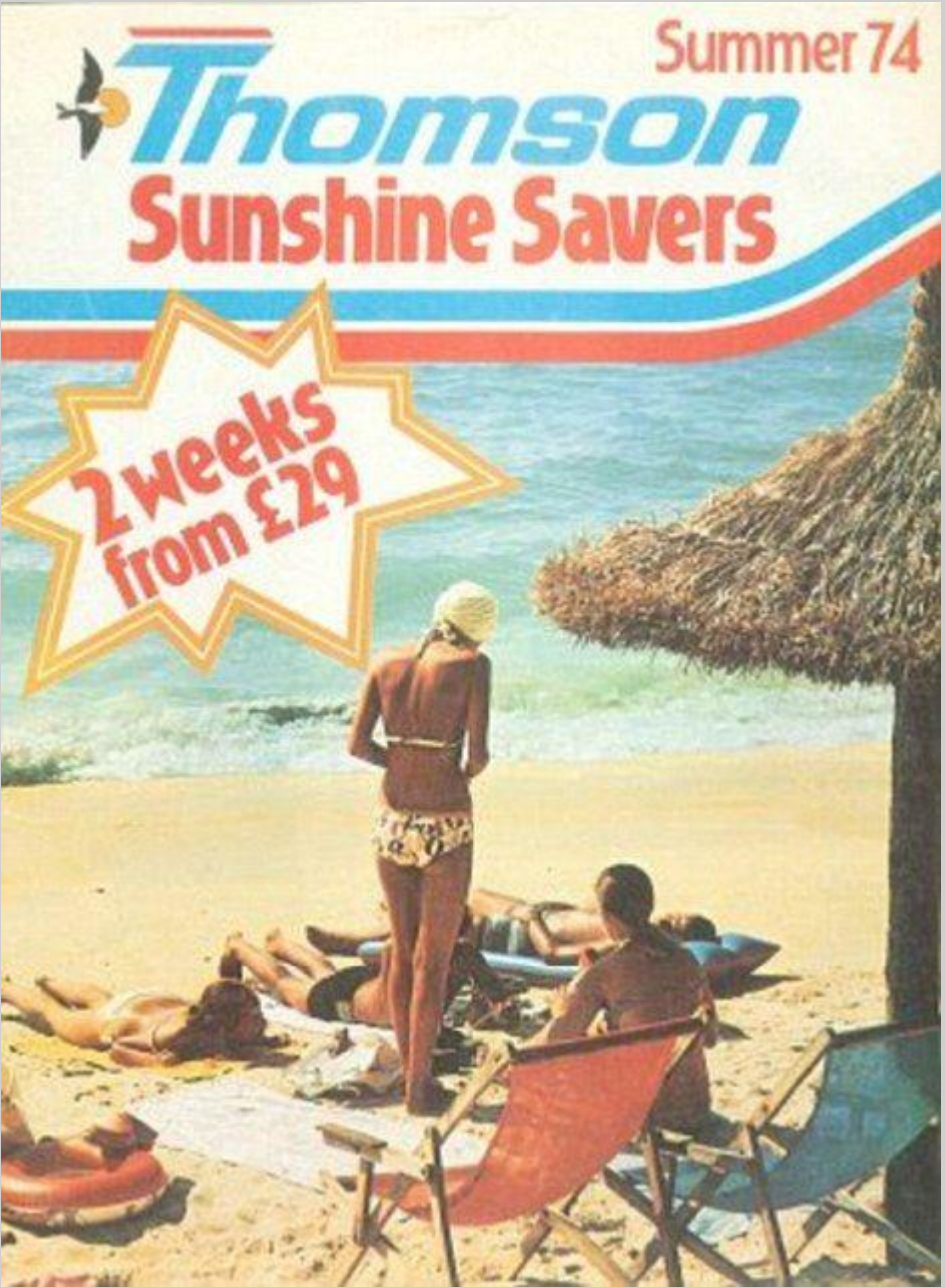
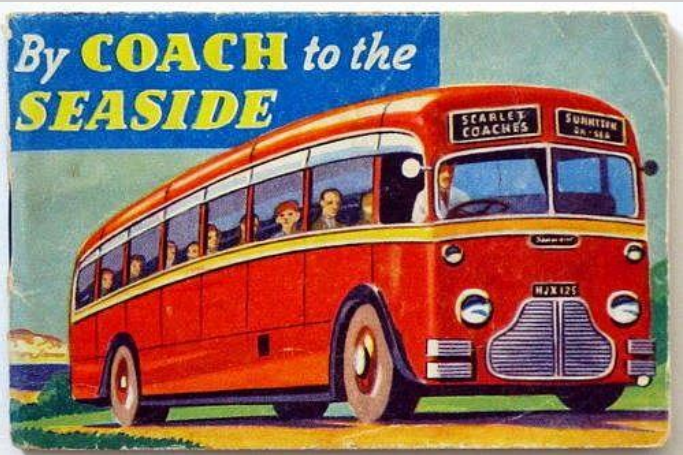
AYR (SCOTLAND) CLACTON (ESSEX) PWLLHELI (WALES) SKEGNESS (LINCOLNSHIRE)

FILEY (YORKSHIRE) MOSNEY (S. IRELAND)



Illustrated booklet free from 439 Oxford Street, London, W.1

Train services and fares from **BRITISH RAILWAYS** stations, offices and agencies

© SSPL via Getty Images



Britain



NORTH PIER *Pavilion*
BLACKPOOL Tel. 20980

1959

**BERNARD
DELFONT**
PRESENTS HIS GREAT

SHOW OF STARS

HELLO MY
DARLINGS!

CHARLIE DRAKE ★ **EDMUND HOCKRIDGE**

THREE MONARCHS ★ THE MUDLARKS
★ **DOREEN HUME** ★




AND COLOSSAL CAST

"SHOW TIME"



PROGRAMME 64







Activity Ideas – Holiday Memories as a prompt

1 hour 30 - 2 hours

- Use the images to stimulate conversation and memory sharing. 15-20 minutes
- Use the postcard printable template to briefly record memories of childhood or more recent holidays – this could be written to somebody from their past or simply be a collection of words describing the memory. 15 minutes
- On the front of the postcard participants could draw with pencil / pencil crayon / pen or use watercolour to create a scene / image of an object, based on their holiday memory. 30-45 minutes
- Alternatively, participants who don't want to draw could cut out images from the collage section of this presentation & make their own collage
- Postcards could be swapped among members of the group to stimulate conversations about what they enjoyed about making their holiday postcard. 15 minutes

Preparation and Resources

Print images for discussion activity

Print postcards (either size) if possible on heavier weight paper / thin card

Print collage images for cutting

Materials:


- Scissors
- Glue sticks
- Pencil crayons (water soluble ones are very versatile)
- Pens
- Optional- paintbrushes, small watercolour sets


Suggested additional resources:

[Tim Holtz travel resources](#)

[Collage papers](#)

[Word stickers](#)







Images for collage